

Informations *Rapides*



30 avril 2012 - n° 113

CONJONCTURE

■ Indices of agricultural prices - March 2012

Overall producer prices of agricultural products are stable in March 2012

In March, producer prices of agricultural products are stable compared to February (-0.2 %) but increase by 2.2 % year-over-year

Price of cereals remains high. The exportations are stimulated by the demand and therefore contribute to the sustainment of worldwide prices of maize and wheat. In addition, markets give value to an anticipated decrease of wheat yields in Europe, attributable to bad weather conditions : the cold spell in February was followed by a lack of rains until March.

Producer price of cereals

Base year : 2005



Oleaginous price increases in March (+3.6 %). The cold spell also caused damage to rape. Sunflower price follows the same movement, these two goods being partially substitutable.

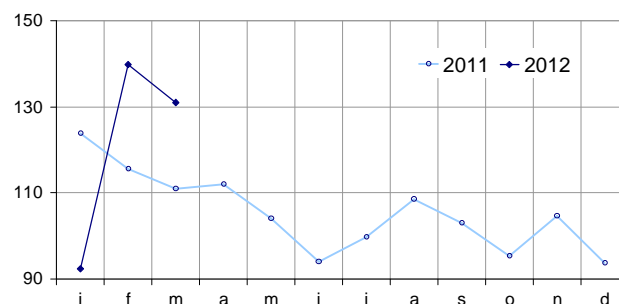
Potato price falls in March year-over-year (-34.6 %). The harvests were carried out this fall ; more surface areas were devoted to the culture of potato in North-West Europe and the yields were higher than last year.

Wine price falls slightly in March (-0.8 %), offsetting the two consecutive rises of February and January .

Price of fresh fruits decreases year-over-year (-7.1 %). The prices of apple and pear go down due to European competition. The demand for kiwi remains sluggish.

Producer price of fresh vegetables

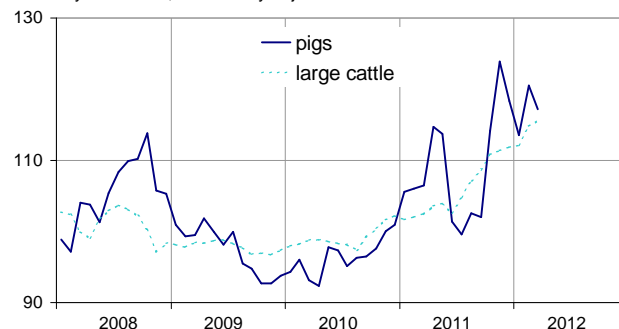
Base year : 2005



The price of fresh vegetables remains high in March (+18.1 % year-over-year). On the supply side, the intense cold spell last month decreased the potential for harvest regarding vegetables grown in open country (carrot, leek and salad). The rise of the price of salad boosted the one of endive, with the consumers substituting the latter for the former. On the demand side, cucumbers and tomatoes sold well due to springlike weather.

Producer prices for pigs and large cattle

Base year : 2005 ; seasonnaly adjusted



Price of animal goes down in march (-0.5 %) on a seasonally adjusted basis. The price of pig decreases due to the competition from other North-European countries.

Eggs price keeps on rising this month, doubling year-over-year, as a result of a sharp cut in the production :

a European directive has ordered compliance to a new standard for hen coops, reducing the number of animals.

Indice of producer prices of agricultural products (IPPAP)

100 = 2005

	weights	March 2012 raw	Variation as % over :		
			a month	3 months seasonally adjusted data	a year
Agricultural goods output	1000	132.5	-0.2	+6.2	+2.2
excluding fruits and vegetables	878	134.0	+0.1	+4.6	+1.6
Crop output (excluding fruits and vegetables)	417	145.7	-0.4	+6.3	-4.2
Cereals	115	199.2	0.0	+11.9	-7.5
of which soft wheat	63	207.5	+0.7	+15.9	-9.8
grain maize	27	181.5	-0.2	+10.8	-5.3
Potatoes	19	115.8	///	///	-34.6
Wines	161	120.6	-0.8	0.0	+1.3
quality wines	140	119.3	-0.6	0.0	+1.6
other wines	21	129.3	-1.9	+0.1	-0.7
Oleaginous	28	215.7	+3.6	+12.7	+1.9
Horticultural products	51	111.8	-4.8	+3.2	+2.5
Other crop products	43	104.4	+0.1	+1.9	-2.4
Fruits and vegetables (1)	122	121.8	///	///	+7.0
Fresh vegetables	61	131.0	///	///	+18.1
Fresh fruits	39	111.2	///	///	-7.1
Animal output	461	123.5	+0.7	+2.8	+8.6
Animals	286	120.6	-0.5	+0.8	+6.4
of which large cattle	108	116.2	+0.7	+3.4	+12.7
calves	29	121.1	0.0	+1.1	+4.2
pigs	64	117.9	-2.8	-1.0	+10.0
sheep	14	120.7	-3.6	+0.8	+6.9
poultry	59	133.3	+0.3	-1.5	-3.7
of which chicken	26	132.0	+0.4	-0.6	-3.6
Milk	159	114.6	0.0	+0.8	+1.8
of which cow milk (2)	148	115.3	0.0	+0.8	+1.8
Eggs	13	295.0	+16.5	+41.9	+118.7

(1) Including vegetables for industry.

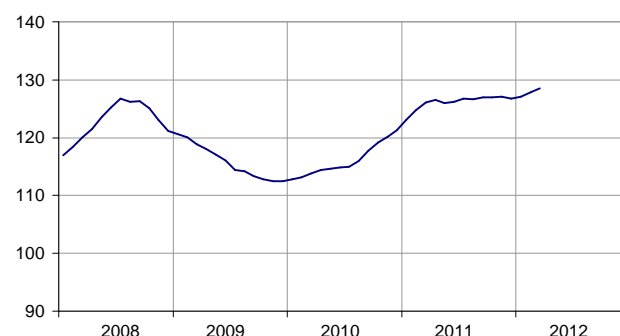
(2) The price for march is not yet known and therefore is estimated by carrying forward the seasonally adjusted price of february.

Sources: INSEE - SSP (department of Agriculture)

Purchase price of the means of agricultural production increase slightly in March.

The price of intermediate consumptions rises month-over-month (+0.7 %), due mainly to the increase in energy prices (+1.1 %) and prepared animal feeds prices (+1.4%). Half of the year-over-year rise (+2.2 %) is due to the rise in energy prices (+10 % year-over-year). The price of investment is stable in March but increases by 1.1% year-over-year.

Purchase prices of the means of agricultural production



Indice of purchase prices of the means of agricultural production (IPAMPA)

100=2005

	weights	March 2012	Variation as % over :		
			a month	3 months	a year
Total input	1000	128.5	+0.6	+1.4	+1.9
Goods and services currently consumed in agriculture	758	131.5	+0.7	+1.7	+2.2
Energy (1)	84	159.4	+1.1	+7.5	+9.9
Seeds	51	116.6	+0.3	+1.1	+4.0
Fertilisers and soil improvers	92	166.2	+0.4	+0.2	+5.7
Plant protection products	77	105.4	+0.9	+0.5	+0.3
Animal feeding stuffs	189	138.0	+1.4	+2.0	-2.6
Veterinary expenses	38	116.2	+0.4	+0.5	+2.0
Small equipment and tools	14	110.6	+0.1	-2.3	+2.7
Maintenance of materials	56	128.0	+0.1	+1.2	+2.2
Maintenance of buildings	9	122.5	0.0	0.0	+1.4
Other goods and services	149	112.6	+0.1	+0.1	+1.3
Goods and services contributing to investment	242	119.2	+0.1	+0.2	+1.1
Material	170	116.4	+0.1	+0.3	+1.5
Tractors	71	113.3	+0.3	+0.3	+1.7
Machinery and plant for cultivation	36	119.0	-0.2	+0.4	+0.8
Machinery and plant for harvesting	37	116.6	+0.1	+0.5	+1.4
Utility vehicles	16	113.5	-0.1	+0.6	+2.0
Buildings	72	125.9	0.0	0.0	+0.2

1) The repayment of 5 cents per litre of fuel of the domestic tax on energetical products (TICPE) benefiting farmers has been applied in advance for the year 2012

Sources: INSEE - SSP (department of Agriculture)

To know more about french indices of agricultural prices:

The indice of producer prices for agricultural products (IPPAP) measures the evolution of products price when they are put on the market for the first time. They are set to 100 in 2005, the coefficients for their weights come from national accounts and are based on the year 2005. The weight-coefficients of fresh fruits and vegetables, early potatoes and cut flowers change every month, that is to reflect their very seasonal pattern. As a result their variations must be interpreted over one year. Seasonally adjustments adress to cattle, milk, cut flowers as a whole, and to some other agregates.

The methodology can be found via the link hereafter :

<http://www.insee.fr/fr/publications-et-services/sommaire.asp?codesage=IMET121&nivgeo=0>, and for fresh vegetables and fruits, in *Agreste - Chiffres et Données* - n°165 - février 2005.

The indice of purchase prices of the means of agricultural production (IPAMPA) reflects the variations of goods and services used in the agricultural process. They are based on the survey conducted by SSP (ministry of agriculture) at wholesale dealers of fertilisers, feed for animals, phytosanitary products, seeds, veterinary products and services and small equipment ; IPAMPA are also based on output prices industry and services (IPPI) for energy and equipment goods ; on consumption prices (IPC) for fuel ; and on construction indice for buildings and their maintenance. They are based on the year 2005.

Further datas (historical datas, simplified methodology) are located on the HTML page of this publishing :

<http://www.insee.fr/fr/themes/info-rapide.asp?id=80>

- Find directly historical data in the database « Base de Données Macro-économiques » : [G1123](#), [G1124](#)

- Press contact : bureau-de-presse@insee.fr

Next publishing : May 31 th at 12am

